

Q1
2022

WGSDCA

Dog'sport Magazine



WORKING GERMAN SHEPHERD AND DOGSPORT CLUBS OF AUSTRALASIA

General information

SCOREBOOKS, SPORTS PASSES AND FORMS

To apply for a scorebook and sportspass go to www.wgsdca.org.au/online-scorebook-application.

Please Note: The Admin of Records only processes orders on the last week of each month. So make sure you plan well ahead if you intend to enter a trial, apply for your sportspass and scorebook well in advance. Allow 6 weeks for delivery time.

INDIVIDUAL WGSDCA MEMBERSHIP

Whether your interest is breeding or training the German Shepherd Dog, or simply enjoying the company of people like you who love to spend time with their dogs, WGSDCA has something for you.

www.wgsdca.org.au/membership.

MEMBERSHIP APPLICATION

You can join WGSDCA through one of our Club Affiliates or directly. WGSDCA have five categories of Individual Membership:

- » Individual Membership
- » Dual Membership
- » Youth Membership (free)
- » Life member
- » Social Membership

Members of WGSDCA have to renew their WGSDCA Individual Membership annually.

To find out more go to www.wgsdca.org.au/membership

CLUB AFFILIATES

Brisbane Sporting Dog Club Inc

Dogsport New Zealand

Eastside Shepherd Dogsport Group Inc

Junee Dogsport Club Inc

Melbourne Dogsport Club Inc

Metro Dogsport Club Inc

Norwest Dogsport Club Inc

Scenic Rim Sportdog Club Inc

Sydney Dogsport Club

Valley Dogsport Club Inc

Working German Shepherd Victoria

Events are announced on WGSDCA Facebook page "events" and website www.wgsdca.org.au/event-calendar

Online Shop: wgsdca.deco-uniforms.com

CONTACTS

WGSDCA Board of Management

President	Sanne Pedersen	president@wgsdca.org.au
Vice-President	Amanda Perry	vicepresident@wgsdca.org.au
Secretary	Nat Woelfel	secretary@wgsdca.org.au
Treasurer	Paul Andryc	treasurer@wgsdca.org.au
Director of Judges	Reg Worth	directorjudges@wgsdca.org.au

Office

Director of Helpers	Shane Asanuma	directorhelpers@wgsdca.org.au
Admin of Records	Vanessa Stocks	admin@wgsdca.org.au
Public Officer	Anna Jones	publicofficer@wgsdca.org.au
Breed Warden	Clint Wehmeier	breedwarden@wgsdca.org.au
Webmaster	Karyn Worth Sanne Pedersen	info@wgsdca.org.au
Editor	Karyn Worth	
Graphic Designer	Lyn Ellerton	
Educational Officer	Chris Loverseed	educationalliaison@wgsdca.org.au

Inside

A word from the president 3

What does a
trial secretary do? 6

So you want to set up a club? 8

Breaking news 10

Valley Dogsport Club 15

*Dogsport: the
preservation of
the working dog.*

Mission Statement

To maintain and improve the temperament and physical soundness of the German Shepherd Dog in Australasia.

To promote responsible dog ownership to our members.

Our Vision

To be a progressive dogsport organisation in partnership with the international dogsport community.



www.facebook.com/WorkingGermanShepherdDogsportClubsOfAustralasia

Front cover: Corah with her dog Vondarcor Torvi.

A word from the president

Goodbye 2021 – Hello 2022.

It finally feels like we are at the tail end of COVID19 restrictions and lockdowns which made 2020-2021 very challenging for our members and clubs. I guess many of us are welcoming 2022 and looking forward to getting back into regular training and trialing as we prepare for our 2022 National Championship which is less than six months away. Metro Dogsport Club and Scenic Rim Sportsdog Club in Queensland are the 2022 National Championship hosts. We are grateful for K9Pro and K-9 Redline once again committing to a major sponsorship for the 2022 WGS DCA National Championship. The equipment for the championship will again be sponsored by K9Pro, so please visit their online shop to get your hands on the dumbbells, tracking articles etc which will be used at the event (www.wgsdca.org.au/k9pro). All going well from an international travel point of view, we hope to welcome SV Judge Mr Horst-Dieter Träger back to Australia to officiate at our 2022 National Championship.

2021, was another busy year with many changes as we strive to further align with the WUSV World Harmonisation Plan. An exciting time is laying ahead of us! There will be challenges as to how to practice what we preach, but we have a great fraternity who courageously embraces change and a desire for progress.



Mike Harper, Wild Dog Photography

The Board of Management together with the broader office team are focused on accelerating the services catered for by WGSDCA and hence providing the opportunities for GSD owners to follow the WUSV Harmonisation Plan. In case you are unaware, the WUSV Harmonisation Plan strives to harmonise breeding worldwide. The 'basic' breeding requirements are currently stipulated to include DNA profiling, HD/ED assessment, conformation grading of at least "G", an endurance title and ZAP-W Puppy test assessment. If a dog has a working title in addition, then the breed quality stamp is 'Advanced'. If a dog in addition to that has a breed survey, then the breed quality stamp is "Premium". You can read more about the WUSV Breeding Mandate here: www.wgsdca.org.au/post/pedigree-certificate-recognition.

On that note, WGSDCA Board of Management encourages our member clubs to continue to run ZAP-W puppy assessments on a regular basis. Due to the narrow age window, these tests are challenging to plan. We encourage GSD owners to notify WGSDCA as to when their puppies reach the 9-12 months window well in advance, so that our clubs can plan accordingly. Use this link to pre-register your puppy: www.wgsdca.org.au/zap-w

The WGSDCA-DZG HD/ED portal enables scoring of hip and elbow x-rays which would meet the WUSV HD/ED requirement if the x-rays were produced by one of our licensed radiologists in Australia (www.wgsdca.org.au/hd-edportal). We obviously would like to see more vets coming onboard and as such we encourage our members to talk to their respective vets and gauge their interest. Please do not hesitate to reach out to WGSDCA if you need some help. A big shout out to the Australian Vets who have already jumped onboard.

I'm certain that WGSDCA will further develop and grow in 2022. I am privileged to be working side by side with people who are determined to fight for the preservation of the German Shepherd Dog as a sound versatile working and family dog. I salute the drive, passion and determination from the collective WGSDCA office team, our club affiliates, judges, trial secretaries, tracklayers, helpers and each of our individual members and supporters. Your dedication and efforts are the driving force behind the success of WGSDCA and our collective goal of aligning our organisation with the WUSV to the highest standard possible. Keep up the absolute brilliant work.

SANNE PEDERSEN | WGSDCA PRESIDENT





WHEN ONLY THE BEST WILL DO

K9PRO

The K9 Professionals

K9 Pro proudly supplies RedLine K-9 rewards and toys. There's something for every dog enthusiast no matter what discipline you choose.

CREATED WITH PASSION. REFINED BY EXPERIENCE



What does a trial secretary do?



As the WGSDCA membership base continues to grow and with several new Club Affiliates, we thought it timely to provide a recap on the duties of the Trial Secretary. In a nutshell, the Trial Secretary is the person who oversees all the paperwork required for executing a trial event.

Step 1 Trial Notification, Approval and Announcement

The Trial Secretary notifies the WGSDCA Secretariat about the planned trial using the online **Trial Notification form**. The form must be submitted at least 6 weeks prior to the event. It is up to the discretion of the hosting clubs as to which entry levels are offered at the trial. For example, it could be a ZAP-W, Endurance or BH-VT trial only – or the club may decide to offer a wide range of levels. Following BOM approval of the trial, the trial will be published on the event pages on WGSDCA Facebook page as well as our website. The Trial Secretary may provide a trial flyer if they wish. If not received, the WGSDCA office will use a generic photo when announcing the event.

Step 2 Trial Entries

WGSDCA members enter our trials by submitting a **Trial Entry Form**. They receive a confirmation email which they must forward to the Trial Secretary to make their entry valid.

The Trial secretary subsequently collects the trial entry fee: \$50 for single-phase entries (e.g. BH-VT, ZAP-W, FPr, UPr, etc) and \$60 for IGP1-3/GPr1-3. The Trial Secretary is responsible for ensuring that trial entry forms received from competitors are complete and correct to ensure validity of trial participation. There must be at least 4 handlers at a trial. If that is not met, then the hosting club must notify the WGSDCA Secretariat and seek dispensation to go ahead with the trial.

Step 3 Generation of Trial Relevant Documentation

The Trial Secretary must provide the judge, in advance of the trial, a table detailing the trial entrant information (or if requested by the judge, prepare the judges sheets with entrant information). The entrant information table should summarise handler and dog names, microchip number, entry level, scorebook/sportspass and WGSDCA membership numbers.

The trial secretary must notify the judge if there are any first-time trial participants. In such case, such participants need to pass a written test prior to entering the trial field (not required for ZAP-W entries). A Trial catalogue listing the participants/dogs must be available at the trial event. The Trial Secretary is in charge of generating Certificates using WGSDCA's Certificate Template. These certificates shall be issued for all qualifiers at trial conclusion. For club trials, it is up to the hosting club to decide whether trophies/medallions are included in the

event. Please refer to WGSDCA Appendix D for further details if trophies/medallions are used at the trial. The WGSDCA name shall be present in and on all forms of advertising, trophies, catalogues etc.

Step 4 During The Trial

The Trial Secretary must collect scorebooks and sportspass from all participants prior to the microchip/temperament vetting. Helper passports must be collected from the Trial Helper(s). The Trial Secretary is responsible for all required equipment being available at the event: jumps, hides, start pistol, articles, dumbbells, etc. The Trial Secretary must organise four people for the group in obedience, as well as, a person for the gunshots. Prior to the closing ceremony, the Trial Secretary must record all scores and ratings in the respective books (scorebooks/sportspass, Helper Passport) and ensure each entry is verified and signed by the Judge.

Step 5 After The Trial

The Trial Secretary completes a **Trial Validation Form** (excel format – downloadable from the WGSDCA website) and provide a PDF version for Judge signature. These two documents must be submitted to the WGSDCA Secretariat as soon as practicable following the conclusion of the Trial using the online **Trial Validation Record Submission Form**.

So you want to set up a club?



As I recount the experience I had setting up Junee I must remember that any question I had or any help I needed somebody was always willing to lead me or show me – I just had to ask.

The first thing is to have some like minded people who are willing to show some commitment – This is important as one person driving things can become overwhelming quickly. I was lucky enough to have five like minded people who were enthusiastic but had no idea about training.

We set about fund raising and asking local businesses for sponsorship. Why? We needed money to buy equipment – the fundamentals, get some uniforms – this was invaluable in setting our team approach. It also seemed to bring everyone together faster as they worked towards a common goal.

We ran raffles, we asked our local vet and the local Toyota dealership for sponsorship and fortunately we were successful due to the contacts we had in our day to day lives.

Once we had people and some money we set up a not for profit bank account and held our first minuted meeting to decide roles and responsibilities. We did this in order to maintain integrity through the finances and to ensure that we had an open forum for discussion.



We chose a single person to be responsible for registering Junee Dog Sport Club (JDSC) with the Government as a not for profit organisation. We used some sponsorship money to pay for this and the Public Liability insurance required to set up the club.

Whilst waiting for this we got ourselves set up with club rules and a place to meet and train. We were very lucky as Anna and Paul Jones had a training ground set up already.

We ask all members to pay club fees into the club bank account on a monthly basis – we decided that there would be no joining fee but that club fees would be a \$120 a month – this covered two training sessions each week and in addition multiple tracking sessions.

Once we set the constitution we delivered copies of all documentation to WGSDCA along with the fees for affiliation and completed application form to begin training as a WGSDCA affiliate club.

The Total cost of setting up the club (rounded up):

Insurance - \$1200

Affiliation to WGSDCA - \$580

Registration as Not for Profit - \$300


Accountant to check the books - \$120

We calculate running costs annually on \$2000 per year BUT we have no rental to pay to use the grounds.

The checklist

It sounds easy but what you need to setup and successfully continue as a club:

- » **Determination**
- » **Fund raising** – sponsorship etc – this takes work.
- » **A stable group of people who are willing to donate their time** – President, Vice-President, Training Manager, Secretary and Treasurer. Yes I double up on a couple of these from time to time.
- » **A constitution** – you can find examples on the ATO website and on WGSDCA website.
- » **Rules and regulations** – we set these up to cover basics at training
- » Insurance
- » **Registration as a Not for Profit Organisation** - This is needed before you request Insurance cover.
- » **A place to train** – this may be a stumbling block but persevere – the local sports clubs are usually happy to share as long as you clean up after your dogs and leave things tidy.
- » **Equipment:**
 - » Hides x 6
 - » Jumps x 1
 - » Dumbbells x 2
 - » Sleeves x 2
 - » Helpers are required to purchase their own scratch pants, football boots and suitable upper body coverage.



ANNA JONES

Breaking news:

Australia now has access to hip and elbow scoring by the German Dysplasia Zentrum Gie en (DZG) institute

Do you want your dog's hip and elbow x-rays to be examined by specialists located in Germany? It is almost 12 months since we launched the HD-ED Portal with the German Dysplasia Zentrum Gie en (DZG) institute who provides hip and elbow scoring services to many umbrella organisations, including WUSV and SV.



You now have two options

1. An accredited Foreign Veterinary Radiologist (in Australia)
2. Your own Veterinarian

Australian Foreign Veterinary Radiologist

DZG invites Australian veterinarians to become accredited Foreign Veterinary Radiologists (FVRs). We now have 3 of these in Australia (TAS, QLD, NSW) (for more information go to www.wgsdca.org.au/hd-edportal . To be an accredited FVR you must have successfully passed the prestigious x-ray image quality module developed by DZG and recognised by WUSV. If you use a FVR, s/he will take two different projections of the elbows to get the best information about the shape and structure of the elbows . Most countries only request on type of flexed ML view. WUSV recommends two elbow projections to safeguard against misinterpretations of changes of the medial coronoid process.

Your own Veterinarian

If you are not living close to a FVR, then you may choose to get any veterinarian who you trust has the expertise to provide good quality x-ray images. Poor image quality means DZG will reject the imaging for scoring and the x-raying must be repeated on your expense. Your chosen vet must also be willing to provide you an electronic copy of the images (DICOM format only).



How to take and read hip joint radiographs in a structured way

Mark Flückiger Prof. Dr.med.vet., Dipl. ECVDI Dysplasia Committee Zurich
Winterthurerstrasse 270, CH 8057 Zurich. E-mail: HD@vetclinics.uzh.ch

Prevalence of canine hip dysplasia (CHD) can be reduced by controlling dogs for CHD radiographically and selecting those with normal hip joints for breeding. Best results will be achieved when phenotypic scoring is combined with progeny testing. The quality of a dog can be expressed as breeding value.

For official CHD examination a dog must be at least 1 year of age (Europe, UK, Australia) or 2 years of age (US) respectively. Hip radiographs are taken with the dog in complete muscle relaxation, making deep sedation or anaesthesia mandatory. The dog is placed in exact dorsal recumbence, the hind limbs are extended caudally and the stifles rotated internally so that the patellae are superimposed over the femora (Fig. 1). The beam is centred over the caudal end of the pelvis so that the entire pelvis, the last lumbar vertebra and both stifles are included on the film (Fig. 2). A second projection of the pelvis with the stifles abducted is recommended but voluntary in most countries (Figure 3).

Hip joints are assessed for laxity and morphological changes of the acetabulum and proximal femur. Radiographic criteria for CHD scoring are a) degree of laxity, b) width of joint space, c) percentage of femoral head coverage, and signs of arthrosis/DJD both of the d) acetabulum and e) the femoral head and neck. Final scoring depends on the modality used in the country of examination.

As an example the Swiss scoring mode is presented (Table 1), which can be transformed into a CHD grading according to FCI (Fédération Cynologique Internationale), (Table 2). The following 6 parameters are evaluated and scored separately for each hip joint (Figure 3):

1. Norberg angle on the radiograph with the hind limbs extended
2. Position of femoral head centre (FHC) relative to dorsal acetabular edge (DAE), (degree of subluxation)
3. Shape of cranio-lateral acetabular edge
4. Shape and thickness of the subchondral bone of the cranial acetabular part
5. Shape of femoral head and femoral neck respectively
6. Osteophytes on the caudolateral edge of femoral neck (Morganline)

Each joint is graded separately. The joint with the higher score defines the degree of CHD for the dog. Total score is dominated by 3 parameters (parameter 1 to 3 in table 1): Norberg angle (NA), degree of subluxation, and remodelling of the cranial acetabular edge respectively.

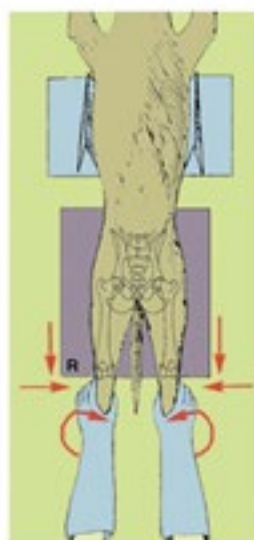


Figure 1: Schematic drawing showing how to position a dog correctly for radiographic examination for CHD (from: www.fondazionealutecanimale.it/CENTRALE/index.html)



Figure 2: Hip joint projection with hind limbs extended and slightly pronated. The x-ray beam is centered over the caudal edge of the pelvis. The entire pelvis and both stifles are depicted. Note marker (D) indicating right side of the dog.

Figure 3: Hip joint projection with stifles abducted and the tarsi elevated approximately 25 cm off the table. The x-ray beam is centred directly over the hip joints.



Table 1. Radiographic criteria for CHD grading (The Swiss scoring mode)

Norberg Angle (JS= Joint Space)	Relation FHC/ DAE*, Width of Joint Space (JS)	Cranio-lateral Acetabular Edge (CAE)	Cranial Subchondral Acetabular Bone	Femoral Head (H), Femoral Neck (N)	Morgan-Line	Score
$\geq 105^\circ$ JS congruent	FHC medial to DAE (> 2 mm), JS narrow	parallel to femoral head	fine, even	H: round, smooth N: well demarcated	not visible	0
$\geq 105^\circ$, but JS widened slightly, or $< 105^\circ$, but JS narrow	FHC medial to DAE (1-2 mm), JS minimally divergent	horizontal on lateral 1/4	even	H: round N: poorly demarcated (cylindrical)	edged shoulder on view with stifles abducted care: smooth bump not scored.	1
$\geq 100^\circ$	FHC super-imposed on DAE, JS slightly divergent	slightly flattened, or mild exostosis	slightly thickened laterally, slightly reduced medially	H: slightly flattened N: mild exostosis	fine linear spur (up to 1 mm wide)	2
$\geq 90^\circ$	FHC lateral to DAE (1-5 mm), JS moderately divergent	moderately flattened, mild exostosis, two part surface	moderately thickened laterally, moderately reduced medially	H: moderately flattened N: mild exostosis	well defined spur (up to 3 mm wide)	3
$\geq 80^\circ$	FHC lateral to DAE (6-10 mm), JS markedly divergent	markedly flattened, moderate exostosis	markedly thickened laterally, may not be present medially.	H: moderately flattened N: moderate exostosis	broad irregular spur (> 3 mm wide)	4
$< 80^\circ$	FHC lateral to DAE (> 10 mm), or Luxation	DAE absent, acetabulum markedly deformed	blending with lateral pelvic rim or absent	H: severely deformed N: massive exostosis	spur incorporated in or superimposed by general exostosis	5

* FHC= Femoral Head Centre ; DAE = Dorsal Acetabular Edge

Table 2. Grading key

Total Score of the worse Hip Joint	Degree of CHD (according to FCI)	
0 - 2	A	Normal, no evidence of CHD
3 - 6	B	Borderline
7 -12	C	Mild CHD
13 -18	D	Moderate CHD
> 18	E	Severe CHD

Score may be subdivided further and degree of CHD given as A1 (score 0), A2 (score 1-2), B1 (3-4), B2 (5-6), C1 (7-9) etc. if desired.

Caution: Total score reflects degree of CHD only approximately. Degree of CHD may be worse than indicated by score, particularly in young dogs with obvious hip joint laxity but no signs of arthrosis/arthritits (yet)! NA is the most valuable parameter as it can be measured objectively, has a wide scale of values and a high correlation and regression with the final scoring.

Figure 4: FCI grades A to E. (Taken from the website of the FSA <http://www.fondazionealiteanimale.it/CENTRALE/index.html>)



A

B

C

D

E



Shane with Vondarcor Jaguar

CLUB NEWS:

Valley Dogsport Club

After a false start, and having to cancel and reschedule the week after planned, as a result of severe electrical storms and torrential rain - what better way to finish off 2021 than with a club trial!!


For this trial we had seven entries which included five BH's, one IGP1 and a GPr1. Congratulations to all our members who represented on the trial field.

We acknowledge our junior member, Corah - having just celebrated her 13th birthday, became the youngest WGSDCA Member to successfully enter trial and achieve BH with her dog Vondarcor Torvi. Corah joined VDSC at just 11 years old with eight-week old Torvi in tow and we have all admired their growth as a team, and the determination Corah has demonstrated training, handling and now stepping onto the trial field with her young dog.

Further BH passes were achieved by Graeme with Haveloc Mila, Isabella with Vondarcor Raptor and Andrea with Vondarcor Arakai who achieved Best BH.

We saw Amanda step back on the field with Vondarcor Jaguar, qualifying for the GPr1.

It wasn't Lauren's night with Axl in their BH, unfortunately nerves getting the better of Lauren - but we all know the determination Lauren has, and she will come back stronger. After a lovely



track and nice obedience, unfortunately a hand on her dog in the C work, served as a learning trial for Andrea and Kiah in the IGP1.

Thanks to Reg Worth for travelling out to our club in Gatton after a long day at work, and providing all entries with invaluable feedback and advice, Shane Asanuma for his helper work, Teale Shapcott for her photography on the evening and Brandan for his work as trial secretary and all our members who worked behind the scenes to make everything run smoothly.

Throughout 2021 VDSC Members participated in the puppy ZAP test, hosted by Metro Dogsport Club - Amanda with her young dog, Scorch, and Andrea handled Brandan's young dog, Sass, while he had family commitments to attend, both dogs passing the ZAP-W. John represented Valley at the WGSDCA Nationals, with a pass in the BH.

We look forward to the year ahead, and we wish our fellow Dogsport enthusiasts the very best with their endeavours throughout 2022.

AMANDA PARRY



Graeme with Haveloc Mila

*Corah with Vondarcor Torvi and
Isabella with Vondarcor Raptor*



Andrea with Vondarcor Arakai





www.cleardog.com.au

**All natural,
high quality
treats your
dog will love!**

- » All natural dog treats
- » Sourced from Australia and New Zealand
- » Preservative and additive free
- » No added sugar



CLEAR Dog Treats offer one of the largest ranges of natural, preservative, sugar and colour free treats in Australia. All made in Australia and New Zealand from Australian and New Zealand ingredients.

BLACK HOUND

VARIOCAGE

mimSAFE

www.blackhound.com.au

